

PROJECT

Ballinagree Windfarm
 110kV Grid Connection

CLIENT

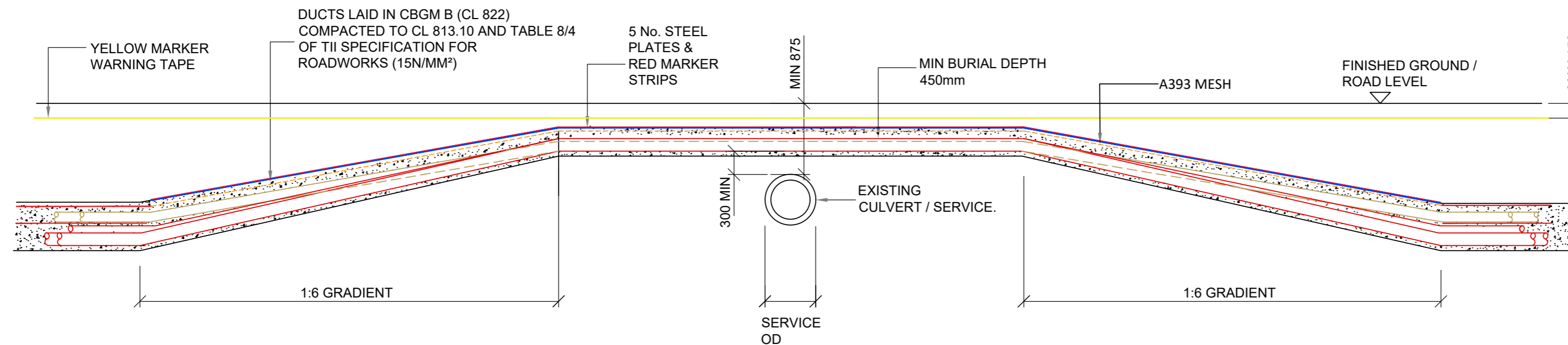


CONSULTANTS

NOTES: -

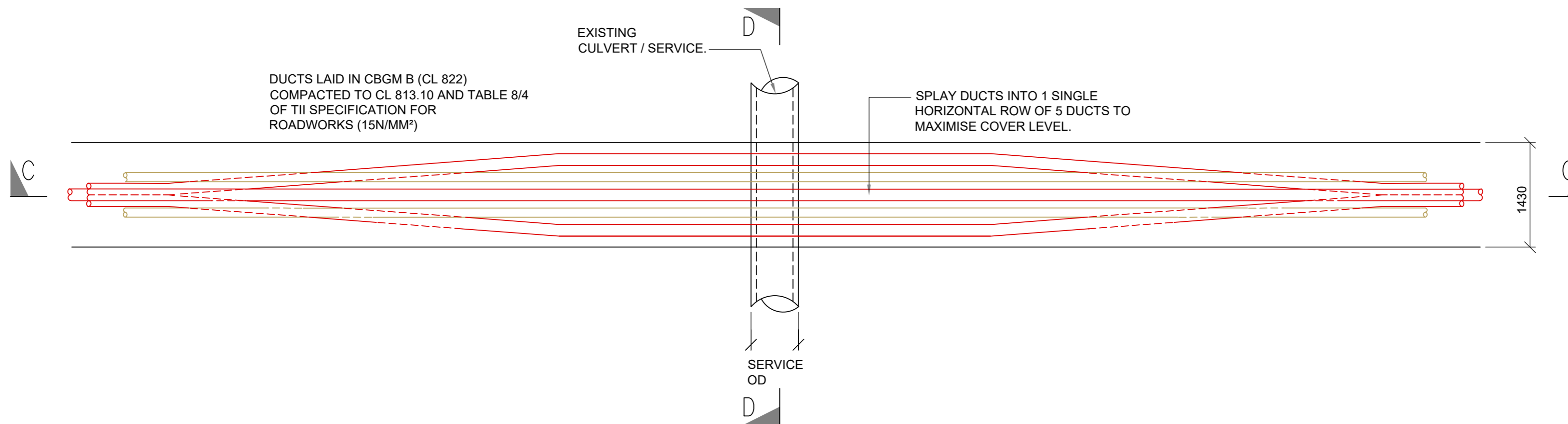
- See general notes

LEGEND: -



SECTION C-C

SCALE 1:50










PLAN VIEW

SCALE 1:50

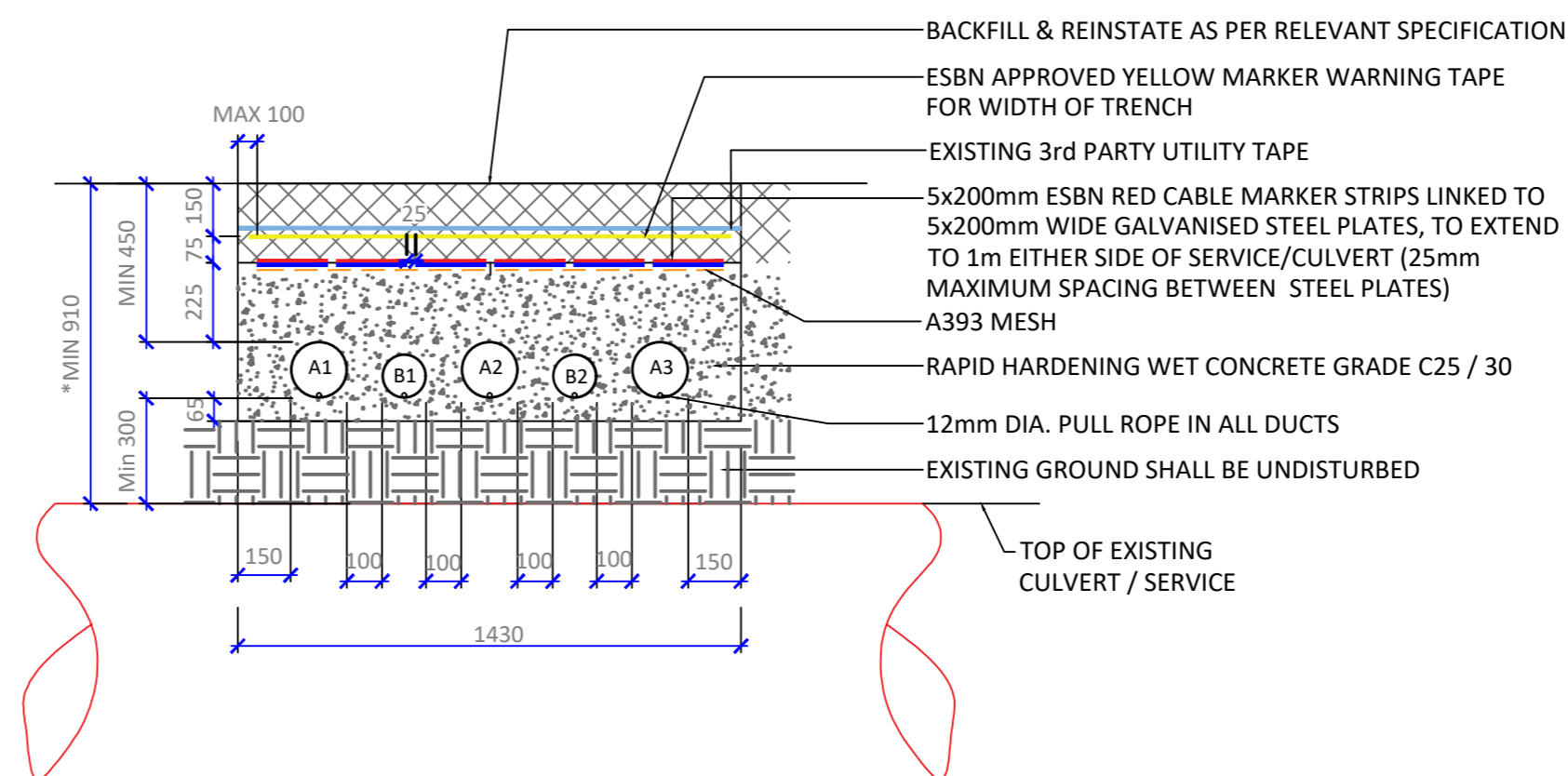
SERVICE OVERCROSSING

LEGEND

-  160mm Ø HDPE POWER DUCT WITH 12mm DIAMETER PULL ROPE
-  125mm Ø HDPE COMMUNICATION DUCT WITH 12mm DIAMETER PULL ROPE
-  RED MARKER STRIP OR STEEL PLATES
-  YELLOW MARKER WARNING TAPE
-  A393 STEEL REINFORCEMENT MESH
-  6mm GALVANISED STEEL PLATE
-  EXISTING SERVICE TAPE

GENERAL NOTES

1. This design is subject to prior EirGrid approval and should be used for planning purposes only.
2. This drawing is to be read in conjunction with all other relevant documentation.
3. Do not scale from this drawing use only printed dimensions
4. All dimensions are in millimetres, all chainages, levels and co-ordinates are in metres unless defined otherwise.
5. No excavation shall commence until the Contractor has consulted up to date services drawings and carried out an Electromagnetic Locator (EML) Scan.
6. Hand dig only within 500mm of existing services.
7. If compacting CBGM B could cause damage to the culvert / service below, use rapid hardening cement grade C25/30 following engineers prior approval.
8. For standard trench cross section drawings and minimum horizontal separation to existing services, see 05843-DR-009 (TREFOIL).
9. Where depths exceed 2500mm to the top of duct the contractor shall consult the cable system design engineer for phase spacing requirements.
10. Backfill as per guidelines for the opening, backfilling and reinstatement of openings in public roads (2017).
11. EirGrid's preference is to cross under existing services where possible. This design may only be applied with confirmation in writing from the Engineer on a case by case basis.
12. The Contractor is responsible for the design and construction of all temporary works. The Contractor shall appoint a temporary works designer, and submit temporary works design to PSDP for review.
13. 225 mm minimum concrete over ducts where they transition from standard cross section and where they are at less than standard cover to ground level.
14. Roads with existing deep asphalt require a minimum 225 mm from the underside of the existing asphalt to the top of the cable duct.
15. The owner of the existing utility being crossed must be consulted in advance of works commencing as per their guidelines.
16. The Contractor shall record detailed as-built information as per the specification. at all crossing locations these records shall include photographic evidence clearly demonstrating that minimum service clearances and duct separations have been achieved.



SECTION D - D

SCALE: 1:20

* ALL EXISTING SERVICES WITH COVERS LESS THAN MIN. DIMENSIONS ABOVE SHALL BE CROSSED BY UNDERCROSSING METHOD

A = 160mm OUTER DIAMETER HDPE ESB APPROVED POWER DUCT, SDR= 21
 B = 125mm OUTER DIAMETER HDPE ESB APPROVED COMMS DUCT, SDR=17.6

ISSUE/REVISION

PO	DATE	DESCRIPTION
P00	25.01.22	Issued for Planning
F01	11.01.22	Issued for Information
F00	18.11.21	Issued for Information
I/R	DATE	DESCRIPTION

PROJECT NUMBER

05-843

SHEET TITLE

Trench Sections for Crossing Existing Culverts/Services Overcrossing

SHEET NUMBER

05843-DR-011